

The Latham HR-45 Series Hand Rail is supplied in 3000mm lengths for site cutting to the required dimensions. Each 3000mm length is supplied with 7 wall brackets for installation 75mm from each end of the hand rail extrusion and at 475mm centres.

If shorter lengths are required additional wall brackets can be purchased, these should be installed at 75mm from each end of the run and at a maximum of 500mm centres.

The quantity of end closures/wall returns, internal, and external corners should be calculated and ordered with the hand rail section. For fixing/installation details contact Latham Australia.

Hand Rails

Type HR-45

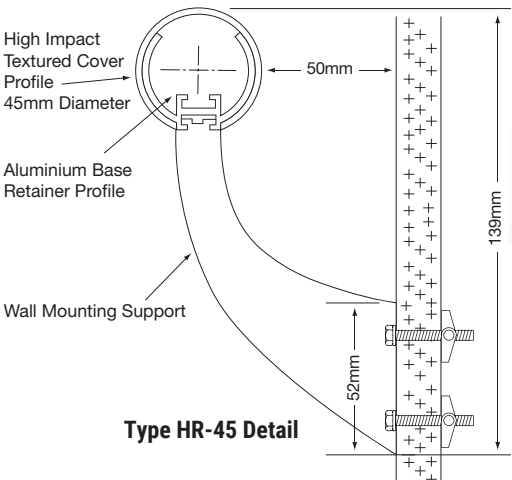
The Latham HR-45 Series Hand Rail is slim and attractive whilst offering safety & protection of the building occupants & the building itself.

The HR-45 Series Hand Rail offers safety for the pedestrian traffic through corridors etc, whilst offering limited protection from wheeled traffic like wheelchairs, beds, carts, chairs and trolleys. The high impact textured cover snugly fits over the continuous aluminum section.

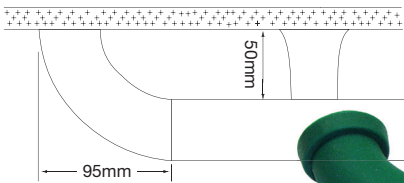
The new HR-45PIV pivoting section allows the system to simply follow changes in height that would be associated with stairs, ramps and landings without the need to use individual runs of hand rail increasing public safety.

The system should be considered for use in conjunction with CG Series Corner Guards, BR Type HR-45 Series Bump Rails and WS Series Wall Sheeting.

End closures, internal and external corners are available with the system.



Type HR-45 Hand Rail in pine green

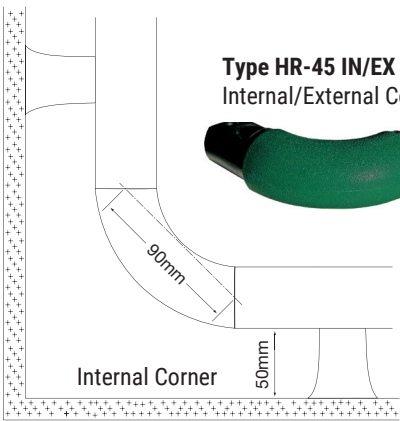


Type HR-45 EC End Closure/Wall Return left & right reversible

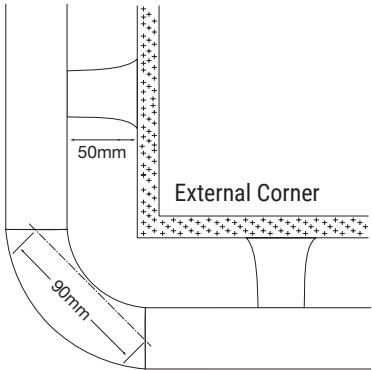
Type HR-45 WS Wall Support




Type HR-45 PIV Pivot Angle. Suitable for angles other than 90° or where a hand rail needs to continue up or down stairs and across a landing




Type HR-45 IN/EX Internal/External Corner




The system is offered in 6 colours



hazy grey



almond beige



violet



sapphire blue



pine green



blue grey

Standard Specifications

Standard length is 3000mm.
Wall supports – 7 supplied per length.
Install wall supports at approximately 475mm centres.

The functional Solution

Latham Hand Rails, Hand/Bump Rails, Illuminated Hand/Bump Rails, Bump Rails, Corner Guards, and Wall Protection Sheeting are designed to provide a simple aesthetically appealing, functional solution for locations where traffic movement may be expected to cause scuffing and damage to walls and corners.

Usage examples include hospitals, schools, restaurants, offices, nursing homes, shops, passenger check in areas, hotels etc.

The textured finish that is on all the sections (excluding the BR-25) provides a hard wearing, scuff & scratch resistant replaceable finish to compliment modern designs.



Luminance Reflective Value


Each of the 7 samples shown indicate the approximate colour and the Luminance Reflective Value (LRV) for the Latham Wall Protection Systems product range.




Snow White
LVR 82



Almond Beige
LVR 50



Hazy Grey
LVR 21




Violet
LVR 19



Sapphire Blue
LVR 7



Pine Green
LVR 7



Blue Grey
LVR 19